















MINIMUM ESSENTIAL STANDARD OF LIVING 2016

2016 URBAN Core MESL Weekly Expenditure Budget

Excludes Housing, Childcare and the effect of secondary benefits

	TP 1	TP 2a	TP 2b	TP 3	TP 4	OP 1	OP 2a	OP 2b	SA	CP	LP	PC
 Food	92.13	121.20	145.58	151.00	228.84	70.02	93.15	117.53	55.23	81.28	67.03	79.78
 Clothing	27.71	23.26	29.99	38.17	47.17	13.23	17.67	24.40	9.83	12.80	9.48	15.80
 Personal Care	24.10	17.90	24.46	27.95	34.88	9.33	10.65	17.21	13.04	15.94	9.19	13.33
 Health	13.57	14.35	17.03	19.24	25.39	9.62	11.42	14.10	6.25	9.50	12.29	24.50
 Household Goods	23.81	19.70	20.61	28.90	26.27	16.07	18.58	19.49	5.61	6.53	16.29	17.59
 Household Services	9.53	9.53	9.53	9.53	9.53	7.60	7.60	7.60	4.03	5.95	7.04	9.15
 Communications	13.99	13.99	18.62	13.99	23.26	9.35	9.35	13.99	9.39	14.03	13.04	12.90
 Social Inclusion	54.93	71.11	91.88	72.87	130.59	45.11	49.13	69.89	38.01	69.00	40.51	53.99
 Education	1.30	8.08	24.28	8.08	47.25	8.08	8.08	24.28	4.96	8.75	0.00	0.00
 Transport	55.00	60.00	60.00	60.00	65.00	30.00	32.50	32.50	32.70	65.40	0.00	0.00
 Household Energy	45.02	43.55	43.55	47.80	49.10	43.28	43.28	43.28	27.99	30.89	49.58	51.44
 Personal Costs	7.92	8.02	8.02	8.13	8.23	7.76	7.87	7.87	7.66	13.11	6.08	6.24
 Insurance	35.57	40.21	39.73	44.84	48.52	21.15	25.79	25.31	16.17	30.59	13.63	25.16
 Savings & Contingencies	26.65	32.40	32.40	38.15	43.90	21.54	27.29	27.29	11.50	17.25	11.50	17.25
Core Expenditure	431.24	483.29	565.67	568.66	787.92	312.16	362.36	444.74	242.37	381.03	255.65	327.15

MINIMUM ESSENTIAL STANDARD OF LIVING 2016

HOUSEHOLD TYPES & COMPOSITIONS

TP 1	Two Parents with One Child	an infant (aged under 1)
TP 2a	Two Parents with Two Children	one in pre-school & one in primary school (ages 3 & 6)
TP 2b	Two Parents with Two Children	one in primary school & one in secondary school (ages 10 & 15)
TP 3	Two Parents with Three Children	an infant, one in pre-school & one in primary school (ages under 1, 3 & 6)
TP 4	Two Parents with Four Children	two in primary school & two in secondary school (ages 8, 11, 14 & 17)
OP 1	One Parent with One Child	in primary school (aged 6)
OP 2a	One Parent with Two Children	one in pre-school & one in primary school (ages 3 & 6)
OP 2b	One Parent with Two Children	one in primary school & one in secondary school (ages 10 & 15)
SA	Single Adult, of Working Age	living alone, no dependent children
CP	Couple, of Working Age	co-habiting, no dependent children
LP	Pensioner	living alone
PC	Pensioner Couple	