















MINIMUM ESSENTIAL STANDARD OF LIVING 2016

2016 **RURAL** Core MESL Weekly Expenditure Budget

Excludes Housing, Childcare and the effect of secondary benefits

	TP 1	TP 2a	TP 2b	TP 3	TP 4	OP 1	OP 2a	OP 2b	SA	CP	LP	PC
 Food	99.15	133.48	159.54	163.28	249.74	76.09	101.38	127.44	51.19	78.73	65.64	86.31
 Clothing	28.73	24.54	31.29	39.45	48.76	13.51	18.04	24.79	7.32	13.88	10.84	18.15
 Personal Care	23.65	17.33	23.46	27.39	33.33	9.52	10.63	16.76	7.15	15.65	9.50	13.23
 Health	13.02	13.26	15.86	18.13	23.57	8.93	10.51	13.12	5.98	9.07	12.17	24.18
 Household Goods	24.77	20.57	21.43	30.00	27.30	17.02	19.52	20.38	15.52	7.57	16.95	18.99
 Household Services	13.57	13.57	13.57	13.57	13.57	11.23	11.23	11.23	11.09	10.10	9.15	11.07
 Communications	13.99	13.99	18.63	13.99	23.26	9.35	9.35	13.99	9.39	14.03	13.04	12.90
 Social Inclusion	57.91	73.94	93.63	75.69	131.10	48.08	51.64	71.33	45.96	68.62	40.51	53.99
 Education	1.30	8.93	23.06	8.93	44.82	8.93	8.93	23.06	4.71	8.25	0.00	0.00
 Transport	110.43	110.43	110.43	110.43	121.48	62.85	62.85	62.85	53.32	53.41	49.44	49.54
 Household Energy	46.32	44.84	44.84	49.10	50.40	44.59	44.59	44.59	35.24	38.72	43.14	44.97
 Personal Costs	8.66	8.76	8.76	8.87	8.97	8.50	8.61	8.61	8.40	13.85	6.81	6.98
 Insurance	52.63	57.27	56.79	61.90	65.55	30.80	35.44	34.96	24.83	40.03	21.74	32.59
 Savings & Contingencies	26.65	32.40	32.40	38.15	43.90	21.54	27.29	27.29	11.50	17.25	11.50	17.25
Core Expenditure	520.81	573.32	653.70	658.89	885.75	370.93	420.00	500.38	291.60	389.16	310.41	390.16

MINIMUM ESSENTIAL STANDARD OF LIVING 2016

HOUSEHOLD TYPES & COMPOSITIONS

TP 1	Two Parents with One Child	an infant (aged under 1)
TP 2a	Two Parents with Two Children	one in pre-school & one in primary school (ages 3 & 6)
TP 2b	Two Parents with Two Children	one in primary school & one in secondary school (ages 10 & 15)
TP 3	Two Parents with Three Children	an infant, one in pre-school & one in primary school (ages under 1, 3 & 6)
TP 4	Two Parents with Four Children	two in primary school & two in secondary school (ages 8, 11, 14 & 17)
OP 1	One Parent with One Child	in primary school (aged 6)
OP 2a	One Parent with Two Children	one in pre-school & one in primary school (ages 3 & 6)
OP 2b	One Parent with Two Children	one in primary school & one in secondary school (ages 10 & 15)
SA	Single Adult, of Working Age	living alone, no dependent children
CP	Couple, of Working Age	co-habiting, no dependent children
LP	Pensioner	living alone
PC	Pensioner Couple	
