















**2015 URBAN Core MESL Weekly Expenditure Budget**

*Excludes Housing, Childcare and the effect of secondary benefits*

	TP 1	TP 2a	TP 2b	TP 3	TP 4	OP 1	OP 2a	OP 2b	SA	CP	LP	PC
 Food	92.59	121.81	146.31	151.76	229.99	70.37	93.62	118.12	55.51	81.69	67.37	80.18
 Clothing	28.37	23.81	30.69	39.07	48.29	13.54	18.09	24.98	10.06	13.10	9.70	16.17
 Personal Care	24.77	18.39	25.14	28.73	35.84	9.59	10.94	17.69	13.40	16.38	9.44	13.70
 Health	16.61	16.32	16.86	24.33	25.13	9.53	13.42	13.96	6.18	9.41	12.17	24.26
 Household Goods	24.48	20.20	21.13	29.70	26.94	16.49	19.06	19.99	5.76	6.70	16.71	18.04
 Household Services	9.50	9.50	9.50	9.50	9.50	7.58	7.58	7.58	4.02	5.94	7.02	9.13
 Communications	13.91	13.91	18.52	13.91	23.13	9.30	9.30	13.91	9.33	13.95	12.95	12.82
 Social Inclusion	55.26	71.54	92.44	73.31	131.38	45.38	49.42	70.32	38.24	69.41	40.75	54.32
 Education	1.71	8.46	24.35	8.46	47.00	8.46	8.46	24.35	5.19	8.84	0.00	0.00
 Transport	55.00	60.26	60.26	60.26	65.52	30.13	32.76	32.76	32.50	65.00	0.00	0.00
 Household Energy	46.76	45.24	45.24	49.62	50.95	44.97	44.97	44.97	29.02	32.00	51.66	53.56
 Personal Costs	7.85	7.95	7.95	8.05	8.15	7.69	7.80	7.80	7.60	12.99	6.03	6.18
 Insurance	32.87	35.97	35.73	39.08	41.70	19.16	22.27	22.03	15.74	29.44	13.21	26.91
 Savings & Contingencies	26.73	32.50	32.50	38.27	44.04	21.61	27.38	27.38	11.53	17.30	11.53	17.30
<b>Core Expenditure</b>	<b>436.41</b>	<b>485.86</b>	<b>566.64</b>	<b>574.05</b>	<b>787.57</b>	<b>313.79</b>	<b>365.05</b>	<b>445.83</b>	<b>244.08</b>	<b>382.17</b>	<b>258.54</b>	<b>332.59</b>

## HOUSEHOLD TYPES & COMPOSITIONS

---

TP 1	Two Parent, 1 Child	an infant	(aged under 1)
TP 2a	Two Parents, 2 Children	one in pre-school & one in primary school	(ages 3 & 6)
TP 2b	Two Parents, 2 Children	one in primary school & one in secondary school	(ages 10 & 15)
TP 3	Two Parents, 3 Children	an infant, one in pre-school & one in primary school	(aged under 1, 3 & 6)
TP 4	Two Parents, 4 Children	two in primary school & two in secondary school	(ages 8, 11, 14 & 17)
OP 1	One Parent, 1 Child	in primary school	(aged 6)
OP 2a	One Parent, 2 Children	one in pre-school & one in primary school	(ages 3 & 6)
OP 2b	One Parent, 2 Children	one in primary school & one in secondary school	(ages 10 & 15)
SA	Single Adult, of Working Age	living alone, no dependent children	
CP	Couple, of Working Age	co-habiting, no dependent children	
LP	Pensioner, Living Alone		
PC	Pensioner Couple		

---